

Bluefin Led Underwater lights.

Junction Box Installation manual.

Thank you for choosing Bluefin LED underwater lights, our products have been designed and tested rigorously to ensure optimum performance and longevity.

Please ensure that your product is installed as per our instructions below, failure to do so may invalidate your warranty.

Warnings:

- Ensure that the correct voltage is used for the light.
- Please use this instruction with the Light instructions.
- Ensure that all connections are made water tight.

Installation:

The junction box comes with all the cable glands for each port on the box, there is also a selection of cable size reducers for different cable sizes for each cable gland. Please ensure that the correct size reducer is selected and inserted into the cable gland. There is also a 2-way reducer for inserting 2 single cables i.e.: positive and negative power cables. Fig 1

There is a mounting bracket for the junction box for mounting onto a flat surface. Fig 2/3

Only use the correct amount of cable glands for each cable entry as an open cable gland will make the junction box not watertight.

When screwing the cable glands into the junction box the soft knock out part will pop out as you tighten the gland up.

You can also use the junction box with our dock lights and tubing with a tube clamp. Use the Dock light instruction for fitment. Fig 4

Electrical connection:

Each connection block is common connected so for instance one row would be all positive connections and one row would all negative connections. Fig 5

Each block is removeable and you see a row of levers on the bottom, move these into the upright position before inserting the cable and clip back down when the cable has been inserted. Fig 6

Fig 1






Fig 2




Mounting holes for bracket screws.

Fig 3




Dock light tube clamp.

Fig 4




Dock light tube inserted and clamped.

Fig 5



Cable connectors each block is common and connected.

Fig 6



Warranty:

Your product has a 2-year limited warranty for defects.

For any warranty issues please contact your point of sale retailer or go to www.bluefinled.com for further advice.

Bluefin LED

Cottage Farm, Cottage Lane,
Norton Juxta Twycross, Atherstone. CV9 3QH

Sales - Tel: 07950 909048

Service - Tel: 01827 880450

Administration - Tel: 01827 880450

Registered Address: Square Rig Limited, t/a Bluefin Led, Cottage Farm, Cottage Lane, Norton Juxta Twycross, Atherstone, CV9 3QH

Company Registration Number: 08871451 **VAT Number:** 179 2690 64

Email: simon.steadman@bluefinled.com

Email: mark.branson@bluefinled.com

Email: samantha.barrie@bluefinled.com



